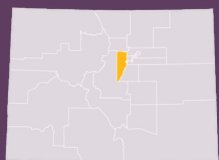




## Local Data Profile 2025



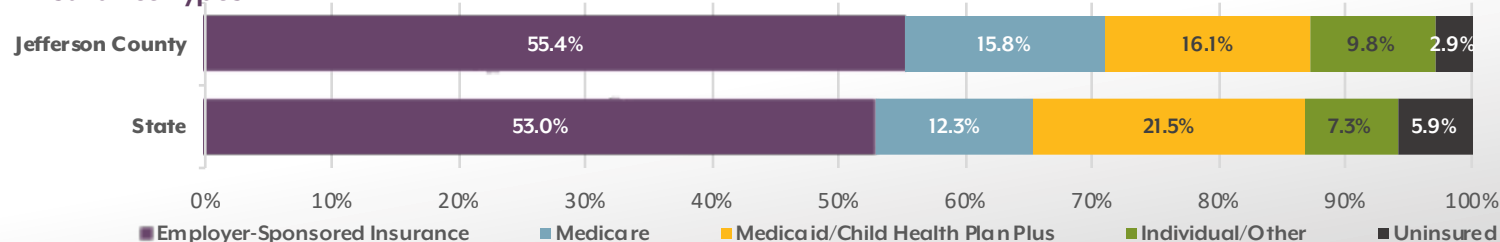
### Region 21

Jefferson County

More analysis online

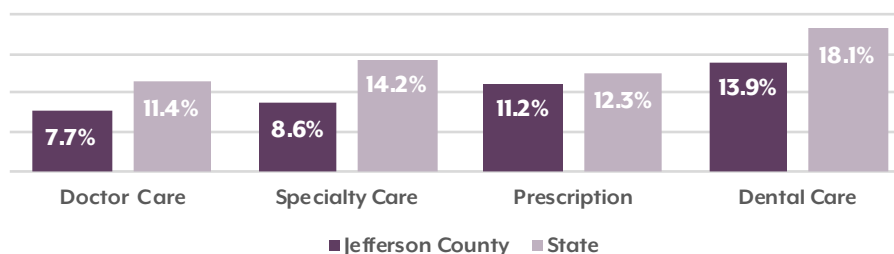


### Insurance Types



### Affordability and Cost of Care

Did not get care because of cost in the past 12 months, by type of care



### Surprise Bills

Had an unexpected bill for medical services in the past year

**24.9%**

State: **27.3%**

### Ability

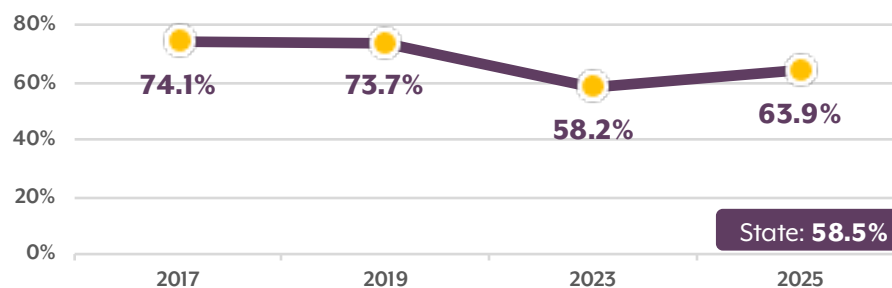
Had difficulty performing daily activities because of any physical/mental/emotional conditions

**13.1%**

State  
**12.6%**

### Opinions on the Health Care System

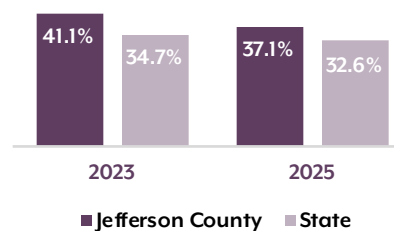
Percentage of people who agreed that the current Colorado health care system meets their family's needs



This question was not asked in 2021. The 2023 question introduced a neutral option.

### Telemedicine

Used telemedicine in the past year



### Broadband

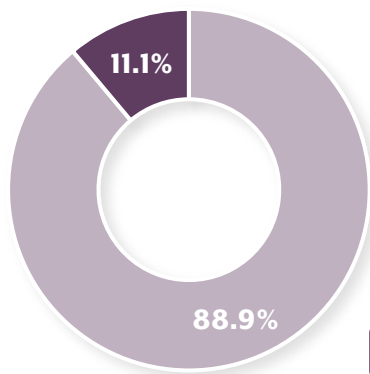
Households that did not have broadband internet service



**2.6%**

State: **5.3%**

### General Health: Self-reported



State  
Fair/Poor

13.9%

■ Good/Very Good/Excellent ■ Fair/Poor

**Long COVID:** People age 16 and older with COVID symptoms lasting three months

5.4%

State  
6.4%

### Had a Primary Care Visit

Jefferson County

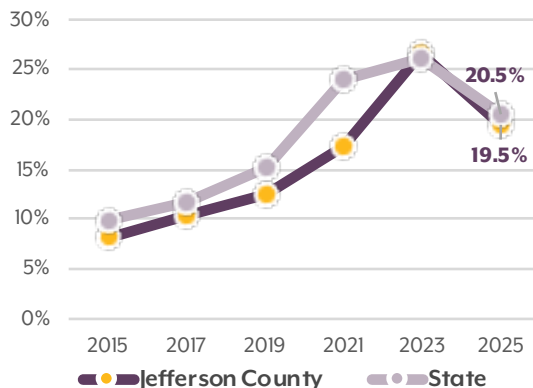
83.0%

State

81.2%

### Mental Health

Eight or more days of poor mental health in the past month

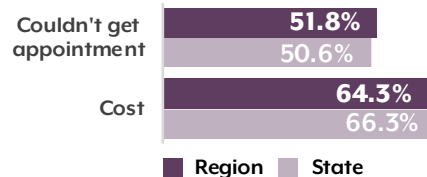


Needed but didn't get mental health care

10.9%

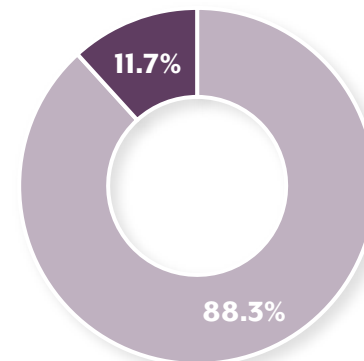
State  
12.9%

Reasons for not getting needed care



■ Region ■ State

### Oral Health: Self-reported



State  
Fair/Poor

16.7%

■ Good/Very Good/Excellent ■ Fair/Poor

Saw a dentist or hygienist in the past year

Jefferson County

75.7%

Statewide

72.5%

Had dental insurance

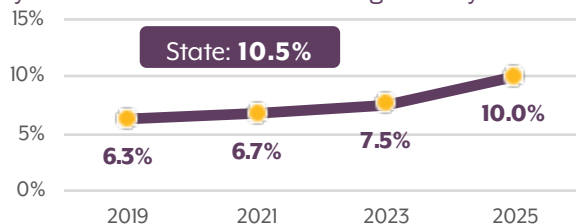
83.2%

State

81.0%

### Food Security

Ate less than they thought they should in the past year because there wasn't enough money for food



State: 10.5%

### Housing

Worried about having stable housing in the next two months

5.2%

State: 5.8%

Had trouble paying rent or mortgage in the past year

10.5%

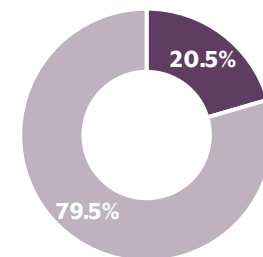
State: 11.3%

### Loneliness

Often felt left out, isolated from others, or lacking companionship

State: Lonely

21.7%



■ Lonely ■ Not Lonely